



50  
YEARS

Empowered lives. Resilient nations.



# The carbon footprint of healthcare procurement

Dr. Rosemary Kumwenda, UNDP Senior Advisor Health and HIV Sustainable Responses  
[rosemary.kumwenda@undp.org](mailto:rosemary.kumwenda@undp.org)

Mirjana Milic, UNDP Associate Coordinator  
[mirjana.milic@undp.org](mailto:mirjana.milic@undp.org)

**CONFERENCE ON CLIMATE AND HEALTH CARE -  
COP22, NOVEMBER 14, 2016.  
MARRAKECH, MOROCCO**

# Greatest health threat or greatest opportunity?

Without action on climate change...

Child malnutrition

is projected to increase by 20-25 million by 2050

Climate change can increase risks of

migration and conflict

by causing economic crises and exacerbating poverty

Infectious diseases

such as dengue and malaria will spread and affect more people

water-borne diseases

like diarrhoea and cholera, are projected to increase significantly, due to more flooding and more droughts across the world

If we act on climate change...

Sustainable development

and poverty reduction will be easier to achieve, the economic impacts of extreme weather will be lower, and livelihoods more secure

Clean water & sanitation

can improve health now, and reduce vulnerability to climate change

Crop yields

and consequently nutrition - will be improved, due to fewer droughts, floods and better growing temperatures, if we cut emissions and invest in adaptation.

Tackling climate change and promoting sustainable development requires the engagement of all people, everywhere, including at the United Nations. We are committed to meeting our responsibilities, which is why we measure and report our greenhouse gas emissions each year.

BAN KI-MOON - SECRETARY GENERAL, UNITED NATIONS



# 65%

of the NHS entire health system carbon footprint,  
comes from procurement.

Source: NHS Sustainable Development Unit (2010)

# Procurement as leverage.

2012 - ESTABLISHMENT OF THE UNITED NATIONS TASK TEAM ON  
SUSTAINABLE PROCUREMENT IN THE HEALTH SECTOR (SPHS)



97%

TOTAL UN HEALTH PROCUREMENT THROUGH THE SPHS UN AGENCIES



# KEY PILLARS OF OUR WORK



**NORMATIVE**



**OPERATIONAL**



**FINANCIAL**

# KEY PILLARS OF OUR WORK



**NORMATIVE**



**OPERATIONAL**



**FINANCIAL**

# KEY PILLARS OF OUR WORK



**NORMATIVE**

**OPERATIONAL**

**FINANCIAL**

# KEY PILLARS OF OUR WORK



**NORMATIVE**

**OPERATIONAL**

**FINANCIAL**

# HEALTH IN THE SDG ERA



# Technical Network

## **MORE GLOBAL THAN EVER**

- 177 countries covered by our network
- 400 good practices shared on our platform
- 3,855 partners in our network
- 12,250,000 total media outreach (Jan-Oct 2016)



# Our path to low-carbon healthcare.



# OUR KEY ACHIEVEMENTS



Carbon footprint of UNDP administered Global Fund HIV/AIDS and Tuberculosis grants in Montenegro and Tajikistan

Project Summary

ARUP



Empowerment lives.  
Abundant nations.

HEALTHCARE PROCUREMENT AND THE COMPLIANCE WITH INTERNATIONAL ENVIRONMENTAL CONVENTIONS ON CHEMICALS

A UNDP GUIDE FOR PROCUREMENT PRACTITIONERS



TOWARDS A GREEN PROCUREMENT INDEX HEALTH

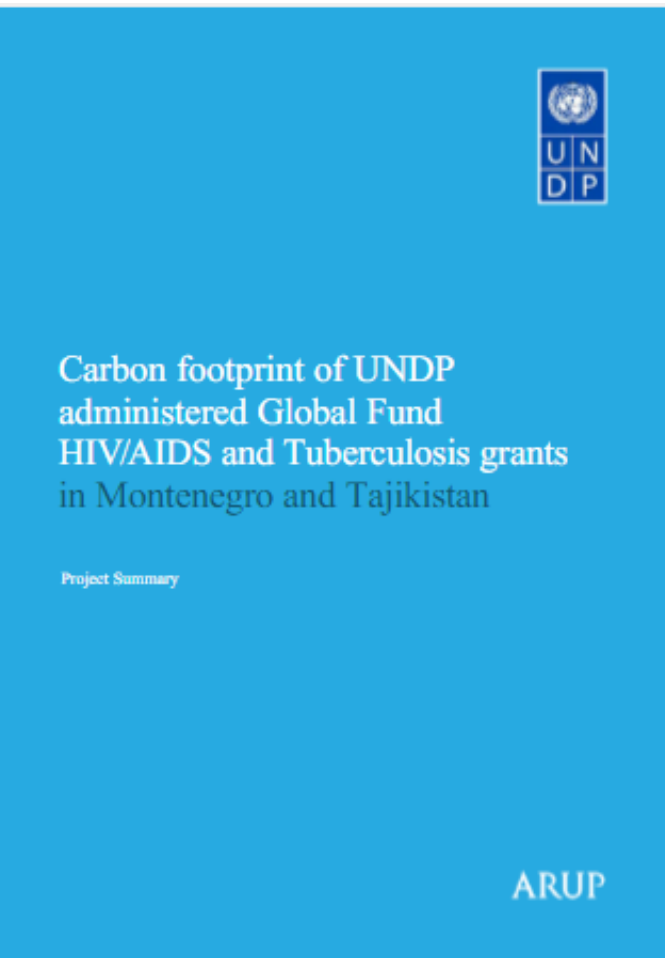



PROJECTS

TOOLS

SUCCESS STORIES


# OUR KEY ACHIEVEMENTS





Carbon footprint of UNDP administered Global Fund HIV/AIDS and Tuberculosis grants in Montenegro and Tajikistan

Project Summary





  
Empowerment lives.  
Abundant nations.

HEALTHCARE PROCUREMENT AND THE COMPLIANCE WITH INTERNATIONAL ENVIRONMENTAL CONVENTIONS ON CHEMICALS

A UNDP GUIDE FOR PROCUREMENT PRACTITIONERS

  
Green Procurement Index Health

TOWARDS A GREEN PROCUREMENT INDEX HEALTH



PROJECTS

TOOLS

SUCCESS STORIES

# SOCIAL COST OF CARBON - GF HIV/AIDS AND TUBERCULOSIS GRANTS



Carbon footprint of UNDP administered Global Fund HIV/AIDS and Tuberculosis grants in Montenegro and Tajikistan

Project Summary

ARUP



# SOCIAL COST OF CARBON - GF HIV/AIDS AND TUBERCULOSIS GRANTS



Carbon footprint of UNDP  
administered Global Fund  
HIV/AIDS and Tuberculosis grants  
in Montenegro and Tajikistan

Project Summary

ARUP

# \$194,000,000

OF THE SOCIAL COST OF CARBON IS  
INCURRED WITH EACH YEAR OF GLOBAL  
FUND DISBURSEMENT (BEST ESTIMATE)

PROJECTS



50  
YEARS

Empowered lives. Resilient nations.

ARUP

# INTRODUCING SUSTAINABLE PROCUREMENT PRACTICES IN THE GLOBAL HEALTH SECTOR WITH HCWH



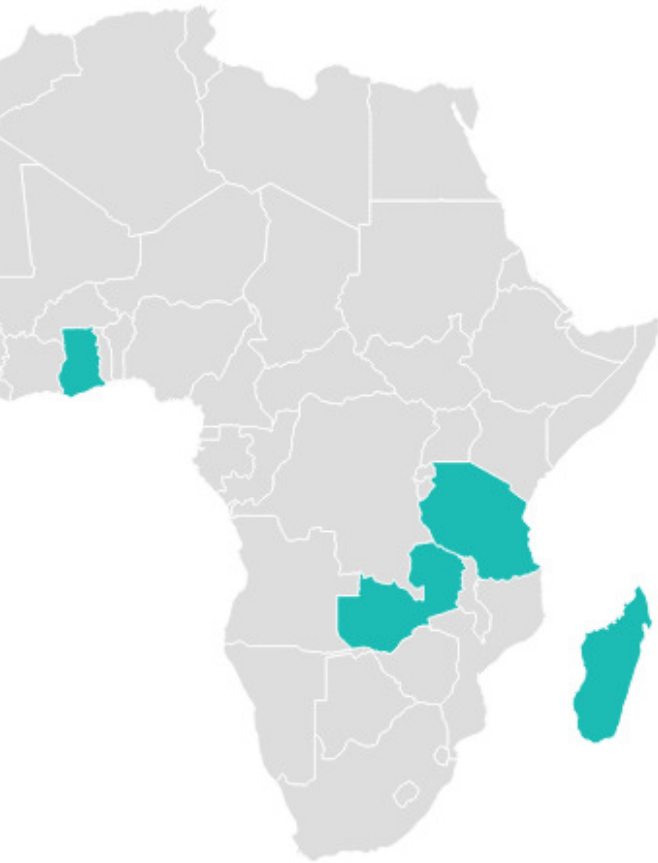
# Low carbon and resource depletion

LISTS AND PRODUCTS IDENTIFICATION AND  
DEVELOPMENT

PROJECTS



# REDUCING UPOPS AND MERCURY RELEASES FROM THE HEALTH SECTOR IN AFRICA



## Promotion of non-incineration and low-carbon technologies

PROJECTS



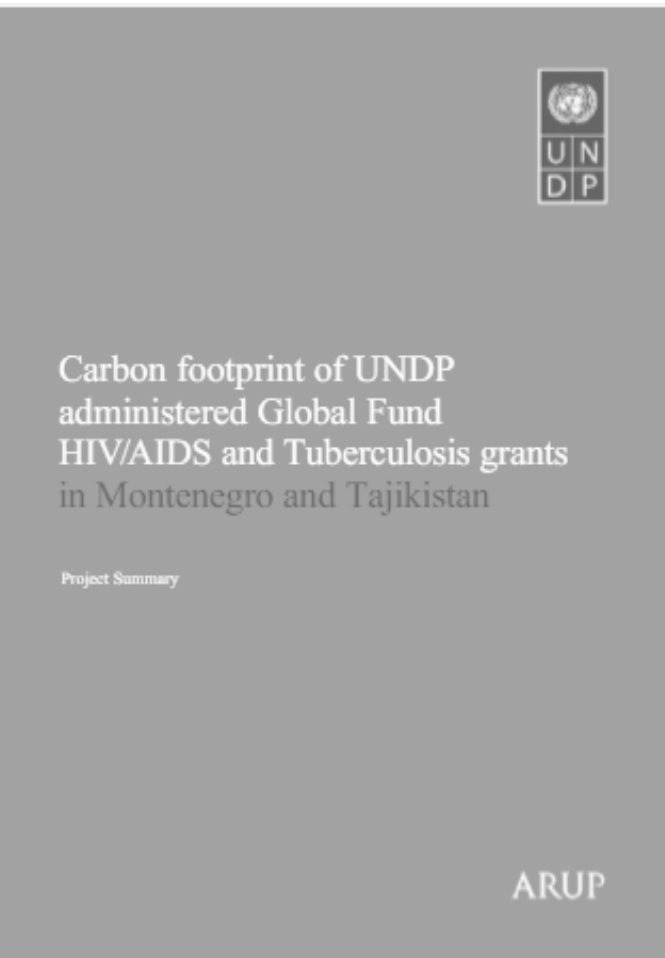
Empowered lives. Resilient nations.



World Health Organization



# OUR KEY ACHIEVEMENTS



UNDP

Carbon footprint of UNDP administered Global Fund HIV/AIDS and Tuberculosis grants in Montenegro and Tajikistan

Project Summary

ARUP



UNDP  
Empowerment lives. Resilient nations.

HEALTHCARE PROCUREMENT AND THE COMPLIANCE WITH INTERNATIONAL ENVIRONMENTAL CONVENTIONS ON CHEMICALS

A UNDP GUIDE FOR PROCUREMENT PRACTITIONERS

GPIH  
Green Procurement Index Health

TOWARDS A GREEN PROCUREMENT INDEX HEALTH



PROJECTS

TOOLS

SUCCESS STORIES

# INTERNATIONAL ENVIRONMENTAL CONVENTIONS ON CHEMICALS

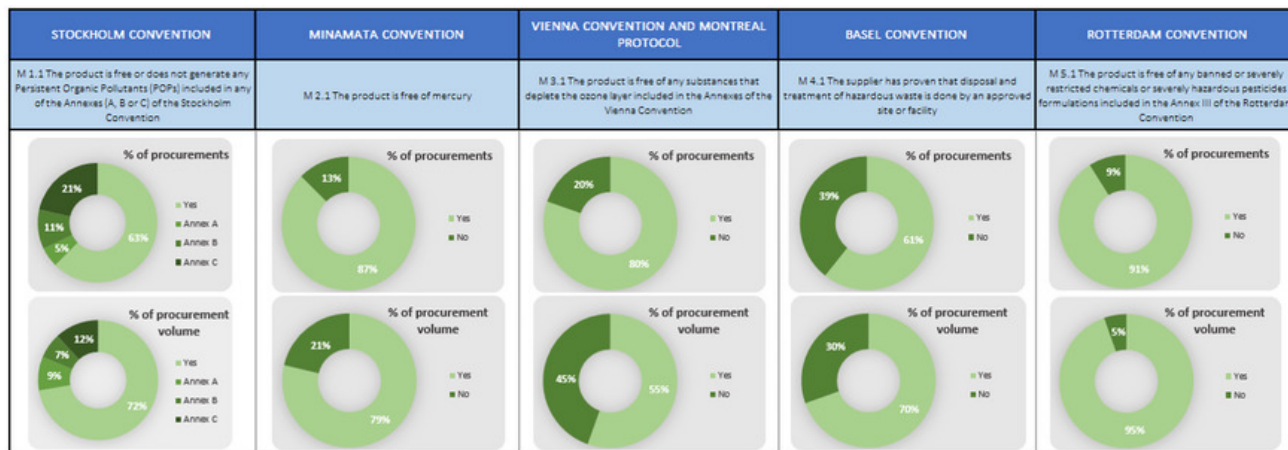


## HEALTHCARE PROCUREMENT AND THE COMPLIANCE WITH INTERNATIONAL ENVIRONMENTAL CONVENTIONS ON CHEMICALS

A UNDP GUIDE FOR PROCUREMENT PRACTITIONERS



TOWARDS A GREEN PROCUREMENT INDEX HEALTH



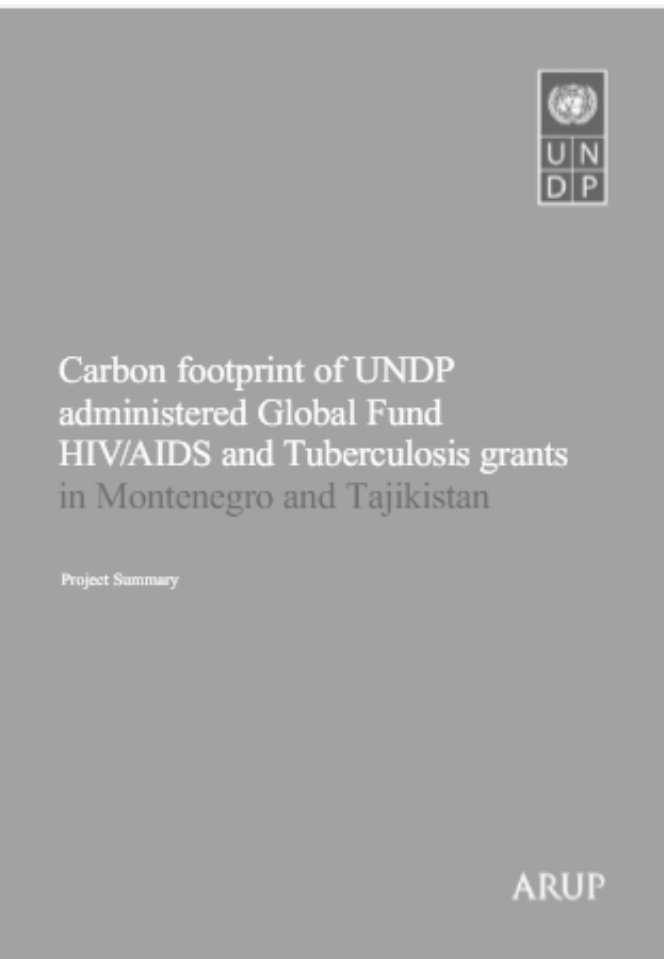
Top list of products that do not comply with the International Convention 5

| STOCKHOLM CONVENTION |            | MINAMATA CONVENTION      |            | VIENNA CONVENTION AND MONTREAL PROTOCOL |            | BASEL CONVENTION         |            | ROTTERDAM CONVENTION     |            |                          |
|----------------------|------------|--------------------------|------------|---|------------|--------------------------|------------|--------------------------|------------|--------------------------|
| s.n                  | Product    | Procurement Volume (USD) | Product    | Procurement Volume (USD)                | Product    | Procurement Volume (USD) | Product    | Procurement Volume (USD) | Product    | Procurement Volume (USD) |
| 1                    | Product F1 | 1,733,580                | Product G1 | 1,662,889                               | Product F1 | 3,294,450                | Product F1 | 1,128,240                | Product C1 | 295,201                  |
| 2                    | Product I1 | 1,332,708                | Product F1 | 924,120                                 | Product G1 | 1,662,889                | Product G2 | 832,315                  | Product I1 | 274,100                  |
| 3                    | Product G3 | 714,353                  | Product G3 | 714,353                                 | Product D1 | 1,634,988                | Product I1 | 721,864                  | Product D3 | 232,436                  |
| 4                    | Product I3 | 572,972                  | Product I1 | 418,718                                 | Product G2 | 832,315                  | Product I2 | 517,613                  | Product F2 | 231,240                  |
| 5                    | Product I2 | 517,613                  | Product I2 | 323,978                                 | Product A1 | 764,940                  | Product H1 | 455,000                  | Product A9 | 151,250                  |
|                      |            |                          |            |   |            |                          |            |                          |            |                          |
|                      |            |                          |            |   |            |                          |            |                          |            |                          |
|                      |            |                          |            |   |            |                          |            |                          |            |                          |
|                      |            |                          |            |   |            |                          |            |                          |            |                          |

TOOLS



# OUR KEY ACHIEVEMENTS



**PROJECTS**

**TOOLS**

**SUCCESS STORIES**

# CO2 EMISSIONS REPORTING FOR LOGISTICS: TRADE LANE SCENARIO MUMBAI TO HARARE 2015



# 48

SHIPMENTS



## AIR

Total CO<sub>2</sub>  
0.27 kg of CO<sub>2</sub> per TLE pack

Freight cost  
\$0.51 per TLE pack



## SEA

Total CO<sub>2</sub>  
0.052 kg of CO<sub>2</sub> per TLE pack

Freight cost  
\$0.26 per TLE pack

# CO2 EMISSIONS REPORTING FOR LOGISTICS: TRADE LANE SCENARIO MUMBAI TO HARARE 2015



# 49%

COST SAVINGS INCREASE

# CO2 EMISSIONS REPORTING FOR LOGISTICS: TRADE LANE SCENARIO MUMBAI TO HARARE 2015



# 81%

DECREASE IN CO2

# PACKAGING OPTIMIZATION AND INNOVATION OF TLE/ARV: PRODUCT WASTE REDUCTION AND COST EFFECTIVENESS



**Old packaging**  
**11.16 kg per shipper**  
**72 bottles in a shipper**  
Total Packs in a 40ft reefer container = **79,488**



**New Packaging**  
**9.78 kg per shipper**  
**96 bottles in a shipper**  
Total packs in a 40ft reefer container = **92,736**

## PACKAGING OPTIMIZATION AND INNOVATION OF TLE/ARV: PRODUCT WASTE REDUCTION AND COST EFFECTIVENESS



# 13%

REDUCTION OF CO<sub>2</sub> KG PER UNIT FOR THE  
MUMBAI - HARARE TRADE LANE, DUE TO AN  
INCREASE IN SHIPPING CAPACITY

# PACKAGING OPTIMIZATION AND INNOVATION OF TLE/ARV: PRODUCT WASTE REDUCTION AND COST EFFECTIVENESS



# 15%

COST SAVINGS INCREASE

## OUR KEY ACHIEVEMENTS



**TRAININGS**



**EVENTS**



**PUBLICATIONS**

## OUR KEY ACHIEVEMENTS



**TRAININGS**



**EVENTS**



**PUBLICATIONS**

## UKRAINE: SUSTAINABLE PUBLIC HEALTH PROCUREMENT TRAINING BY UNDP AND UNEP



Support government officials to design and implement sustainable public procurement policies that equally factor in the social, economic and environmental impact of their operations.

## OUR KEY ACHIEVEMENTS



**TRAININGS**



**EVENTS**



**PUBLICATIONS**

**1ST SAVING LIVES SUSTAINABLY ASIA FORUM 2017**



# Sustainable Manufacturing in the Health Sector

FOSTERING SOCIAL, ECONOMIC AND  
ENVIRONMENTAL BENEFITS

**EVENTS**



50  
YEARS



Empowered lives. Resilient nations.

# 1ST SAVING LIVES SUSTAINABLY ASIA FORUM 2017



Save the date:  
1 - 3 November 2017

BANGKOK, THAILAND

EVENTS



50  
YEARS



Empowered lives. Resilient nations.

## OUR KEY ACHIEVEMENTS



**TRAININGS**



**EVENTS**



**PUBLICATIONS**

## ENGAGEMENT STRATEGY WITH SUPPLIERS AND MANUFACTURERS ON GREEN PROCUREMENT IN THE HEALTH SECTOR



SPHS members commit to lowering the environmental impact of their procurement, with a final aim of improving human health and well-being.

Ready to be  
a part of the  
**change** you  
want to see?



# Join our global community.

EXPLORE, ENGAGE AND SHARE YOUR GOOD PRACTICES AND KNOWLEDGE ON SUSTAINABLE PROCUREMENT AND MANUFACTURING OF HEALTH COMMODITIES





# Knowledge and Practice

Sharing knowledge and practice to advance sustainability in the procurement of health commodities

[CONTRIBUTE](#)

[SDGs](#)

[Types](#)

[Locations](#)

[Organization Types](#)

Chemicals

Energy

Gender Equality

Human & Labour Rights

Medical Products

Packaging

Procurement

Resource Efficiency

[SEE ALL](#)



# Procurement

CONTRIBUTE

SDGs

Types

Locations

Organization Types



A UNDP GUIDE ON COMPLIANCE WITH INTERNATIONAL CONVENTIONS ON...

PUBLICATION




SUSTAINABLE PUBLIC HEALTH CARE PROCUREMENT TRAINING

EVENT



ASIA FORUM 2017

EVENT



Practitioner's Guide to Sustainable Procurement

You are here: [United States of America](#)

# Advancing sustainability in health care - A collection of special case studies

19 Apr 2016



The Healthier Hospitals Initiative uses data to drive environmental improvement in the health care sector. While data is key to success in driving performance, it doesn't tell the story of the journey. Data doesn't highlight the hard work that goes into making those line graphs move in the right direction. Behind every data point is a team of individuals working to put all the pieces together and drive change in a complex health care environment. That's where the HHI case studies come in by explaining the steps taken from point a to point b.

The Healthier Hospitals Initiative team has been compiling case studies since the program's inception in 2012. Over 35 case studies capture progress at HHI sponsoring health systems and other hospitals -- these initial case studies came from early adopters that helped others learn from their experience and are on the HHI website.

This compilation of case studies features HHI enrolled hospitals that experienced success through their work with the Healthier Hospitals Initiative. The team made an effort to identify successes from across the United States, in varying sizes and locations, to let readers hear loud and clear that any hospital can benefit from HHI's proven environmental interventions.

Author

Healthier Hospitals Initiative Team

PUBLICATION YEAR 2015


## FOCUS AREAS



CONTRIBUTE


## SUSTAINABLE DEVELOPMENT GOALS



Select 

[+ Submit an opportunity](#)





# Event Calendar

Be a part of the change you want to see and take your commitment to the next level

UPCOMING EVENTS

ARCHIVED EVENTS

SDGs

Organization Types

Focus areas

Location

Clear filter

November



06.11.2016 to 09.11.2016

PHARMA EXPO

November



14.11.2016 to 14.11.2016


CONFERENCE ON CLIMATE

February



01.02.2017 to 02.02.2017

PHARMAPACK EUROPE 2017



# News & Stories

Explore the news and stories on sustainable healthcare practices around the world

- All
- Stories
- SPHS Publications
- Voices
- In the media
- NewsFlash



## MINISTRY OF HEALTH IN UKRAINE OPENS...

UNDP HIV Health and Development Team in Europe and Central Asia, in collaboration with UNEP, delivered a two-day training on sustainable health procurement practices to Ukraine Ministry of Health...

ON 28 OCTOBER 2016

STORIES



## TRANSFORMING MARKETS THROUGH HEALTH...

The SPHS Secretariat and the members of the SPHS Task Team; UNDP, UNFPA and WHO Europe delivered speeches and presentations at the CleanMed Europe 2016, where 250 people from all around the world gath...

ON 26 OCTOBER 2016

STORIES

### Follow us



Social media feed  
#act4health

Powered by Juicer



"Procurers should find alternatives to products generating hazardous



RT UN\_SPHS: Check out our renewed website for the latest

# Leveraging Health Care for a More Sustainable World

20 October 2016

Given its mission and influence, health care can lead society to a low carbon, toxic free, sustainable future.



**Gary Cohen**  
President and Founder, Health Care Without Harm

*My interests are health care, sustainability, and climate change.*

[FULL BIO](#) ▾

## SOCIAL MEDIA



0 SHARES

REMOVE FROM LIST



Health care can be a leading force for sustainability and environmental health around the world, both by reducing its own carbon footprint and by leveraging its economic clout to bend the arc of the world economy toward more environmentally sound practices. And given the size of the healthcare sector, which represents 10% of the global economy, that impact could be significant.

In the mid-1990s, my organization, Health Care Without Harm began to learn some troubling facts about the U.S. healthcare sector. The Environmental Protection Agency (EPA) reported that medical waste incinerators were the largest source of dioxin emissions in the United States. Separately, the EPA reported that health care was responsible for at least 10% of all mercury emissions. This irony – that as the one sector devoted to healing, health care was itself a major polluter – led many individuals and organizations, including Health Care Without Harm, on a path to create a more sustainable healthcare sector.

Over the next ten years, more than 4,500 incinerators were shut down in the United States alone, a 98% reduction in the number of these polluting facilities. That reduction, along with the implementation of

# 12,250,000

Total media outreach (Jan - Oct 2016)

# Key Takeaways

- Sustainability is our collective responsibility
- Share and scale-up
- Engage the market



# The future starts today.

We look forward to working with you on  
achieving global climate goals.

GET IN TOUCH @ [WWW.SAVINGLIVESUSTAINABLY.ORG](http://WWW.SAVINGLIVESUSTAINABLY.ORG)

---